

# LS0808E

## ELECTRIC SCISSOR LIFT

Comply with GB/CE/ANSI standard



### Secure and Reliable

- Complied with GB/CE/ANSI and other standards;
- The main structural components are welded and electrophoretic automatically, which are rust resistant and durable;
- Standard height limit anti-collision rods for safer operation.

### Intelligent and Efficient

- Automatic display of fault codes for quick troubleshooting;
- Proportional decrease control, smooth and flexible operation;
- Large ground clearance, maximum gradeability 25%;
- Intelligent interconnection, real-time monitoring of working condition data.

### Better Total Cost of Ownership

- The generalization rate of parts and accessories reaches 95%, and few categories of spare parts need to reserve;
- Maintenance-free AC motors;
- Low power alarm and other machine control systems+lithium battery management system (BMS), improving the life of battery.

### Standard Features

- Proportional control
- Charging protection system
- Emergency descent function
- Folding guardrails
- Adjustable extension platform
- Tilt protection system
- Side anti-collision function
- Load sensor
- Automatic braking system
- Full actions alert
- Anti-trap function
- Emergency stop button
- Strobe lights
- Standard forklift holes
- Height limit rods

### Options

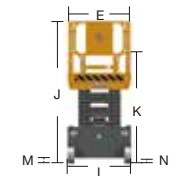
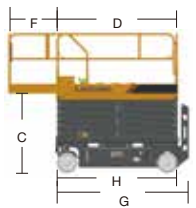
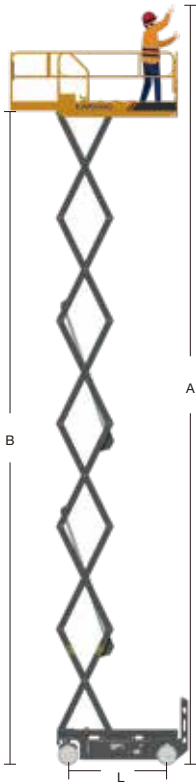
- Lithium battery
- 220V power on platform



# LS0808E >>>



## Specifications



Item	Unit	LS0808E
<b>Size</b>		
A - Max.Work Height	m	10/8
B - Max.Platform Height	m	8/6
C - Min.Platform Height	m	1.22
D - Platform Length	m	2.28
E - Platform Width	m	0.81
F - Max.Platform Extension Length	m	0.9
G - Machine Length	m	2.49
H - Machine Length(Without Ladder)	m	2.29
I - Machine Width	m	0.844
J - Machine Height (Rails Up)	m	2.36
K - Machine Height (Rails Down)	m	1.8
L - Wheelbase	m	1.88
M - Ground Clearance (Stowed)	mm	100
N - Ground Clearance (Raised)	mm	20
<b>Performance</b>		
Rated Load on Working Platform	kg	230
Safe Working Load on Extended Platform	kg	100
Max. Number of Workers(In door/Out door)	/	2/1
Drive Speed (Stowed)	km/h	4
Drive Speed (Raised)	km/h	0.7
Turning Radius (Inside)	m	0.24
Turning Radius (Outside)	m	2.2
Up/Down Time	s	38/42
Max.Gradeability	/	25%
Max. Working Slope (Lateral/Vertical)	°	X1.5°/Y3°
Tire size	mm	381×127
<b>Power</b>		
Battery	/	24V/225Ah
Lithium battery (optional)	/	24V/173Ah
Charger	/	24V30A
Lifting Motor	/	24VAC/3.3kW
Walking motor	/	24VAC/0.7kW
<b>Weight</b>		
Total Weight	kg	2200



Height Limit Rods



Emergency Descent System



Strobe Lights



Steering System



Extension Platform



Maintenance Bracket



Folding Guardrails



Max.Gradeability 25%