

LS1412H

ELECTRIC SCISSOR LIFT

Comply with GB/CE/ANSI standard



Secure and Reliable

- Complied with GB/CE/ANSI and other standards;
- The main structural components are welded and electrophoretic automatically, which are rust resistant and durable;
- Standard height limit anti-collision rods for safer operation.

Intelligent and Efficient

- Full AC system, optimized matching of electrical and hydraulic design, with a 30% increase in endurance;
- Automatic display of fault codes for quick troubleshooting;
- Proportional decrease control, smooth and flexible operation;
- Large ground clearance, maximum gradeability 25%;
- Intelligent interconnection, real-time monitoring of working condition data;
- Adaptive lateral tilt angle technology.

Better Total Cost of Ownership

- The generalization rate of parts and accessories reaches 60%, and few categories of spare parts need to reserve;
- Maintenance-free AC motors;
- Low power alarm and other machine control systems+lithium battery management system (BMS), improving the life of battery.

Standard Features

- Proportional control
- Charging protection system
- Emergency descent function
- Folding guardrails
- Adjustable extension platform
- Tilt protection system
- Side anti-collision function
- Load sensor
- Automatic braking system
- Full actions alert
- Anti-trap function
- Emergency stop button
- Strobe lights
- Standard forklift holes
- Height limit rods

Options

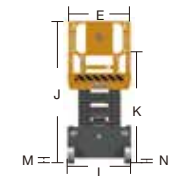
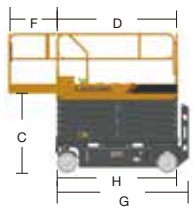
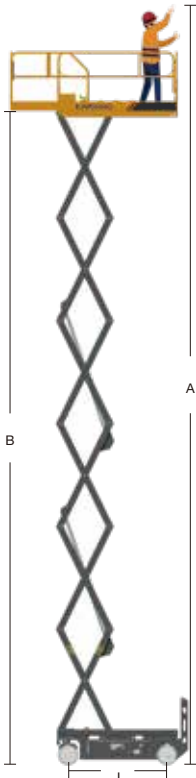
- Lithium battery
- 220V power on platform



LS1412H



Specifications



Item	Unit	LS1412H
Size		
A - Max.Work Height	m	15.7/8
B - Max.Platform Height	m	13.7/6
C - Min.Platform Height	m	1.48
D - Platform Length	m	2.64
E - Platform Width	m	1.15
F - Max.Platform Extension Length	m	0.9
G - Machine Length	m	2.84
H - Machine Length(Without Ladder)	m	2.64
I - Machine Width	m	1.25
J - Machine Height (Rails Up)	m	2.62
K - Machine Height (Rails Down)	m	2.055
L - Wheelbase	m	2.22
M - Ground Clearance (Stowed)	mm	120
N - Ground Clearance (Raised)	mm	20
Performance		
Rated Load on Working Platform	kg	250
Safe Working Load on Extended Platform	kg	113
Max. Number of Workers(In door/Out door)	/	2/1
Drive Speed (Stowed)	km/h	3.4
Drive Speed (Raised)	km/h	0.7
Turning Radius (Inside)	m	0
Turning Radius (Outside)	m	2.65
Up/Down Time	s	80/67
Max.Gradeability	/	25%
Max. Working Slope (Lateral/Vertical)	°	X2.5°/Y3°
Tire size	mm	381x127
Power		
Battery	/	24V/270Ah
Lithium battery (optional)	/	24V/230Ah
Charger	/	24V30A
Traveling motor	/	24VAC/3.3kW
Weight		
Total Weight	kg	3280



Height Limit Rods



AC Lifting Motor



Strobe Lights



Steering System



Extension Platform



Maintenance Bracket



Folding Guardrails



Max.Gradeability 25%