

LSC-DH Series

ELECTRIC SCISSOR LIFTS

Comply with CE standard



Security and Intelligence

- Intelligent control system, real-time monitoring of equipment status;
- Multiple security protection to ensure personnel safety;
- Intelligent charging system to extend battery life.

Easy to Control

- Drivable at full height to improve working efficiency;
- The proportion drops and the descent moves smoothly;
- Forklift pocket, easy to load, unload and transport.

Maintenance Friendly

- Self-lubricating sleeve;
- Swing-out tray on both sides, easy maintenance;
- Fault code indication to facilitate troubleshooting.

Standard Features

- Standard longitudinal forklift sprocket hole
- Charging protection system
- Standard lateral forklift sprocket hole
- Adjustable extension platform
- Active pothole protection
- All motion alarm
- Emergency lowering system
- Drop anti-clip function
- Auto brake system
- Side anti-collision function
- Emergency stop button
- Proportional control
- Acousto-optic warning lights
- Drivable at full height
- Folding guardrails
- Over tilt protective system

Accessories & Options

- Overload sensor
- Lithium battery
- Maintenance-free battery
- 220V power on platform



Sales hotline:0511-80960018
National service hotline:400-8899-856
www.liugong.com

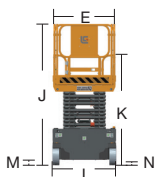
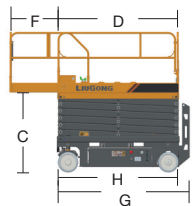
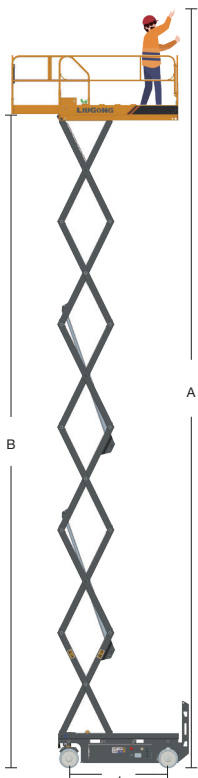
We reserve the right to change the plan and parameters without informing the users as Liugong products are constantly updated and improved.

The product configuration and appearance in the photo are different from the actual model which should be subject to the actual product.

Liugong series logo in this brochure is a registered trademark of Guangxi Liugong Group Company, which has been legally authorized to use by us. Others are not allowed to use it without authorization.



Specifications



Item	Unit	LSC0607DH	LSC0808DH	LSC0812DH	LSC1012DH	LSC1212DH	LSC1414DH
Size							
A - Max.Work Height	m	7.8	10	10	12	14	16
B - Max.Platform Height	m	5.8	8	8	10	12	14
C - Min.Platform Height	m	0.95	1.21	1.21	1.34	1.47	1.66
D - Platform Length	m	1.64	2.28	2.28	2.28	2.28	2.88
E - Platform Width	m	0.75	0.81	1.15	1.15	1.15	1.34
F - Max.Platform Extension Length	m	0.9	0.9	0.9	0.9	0.9	1.35
G - Overall Length	m	1.85	2.49	2.49	2.49	2.49	3.14
H - Overall Length(Without Ladder)	m	1.66	2.29	2.29	2.29	2.29	2.9
I - Overall Width	m	0.78	0.83	1.19	1.19	1.19	1.4
J - Overall Height (Rails Up)	m	2.15	2.37	2.37	2.5	2.63	2.74
K - Overall Height (Rails Down)	m	1.72	1.81	1.81	1.94	2.07	1.97
L - Wheelbase	m	1.32	1.88	1.88	1.88	1.88	2.46
M - Ground Clearance (Stowed)	m	0.06	0.1	0.1	0.1	0.1	0.15
N - Ground Clearance (Raised)	m	0.02	0.02	0.02	0.02	0.02	0.02
Performance							
Rated Load on Working Platform	kg	230	230	450	350	320	350
Safe Working Load on Extended Platform	kg	100	113	120	120	120	136
Max. Occupants (In door/Out door)	/	2/0	2/0	2/2	2/1	2/0	3/2
Travel Speed (Stowed)	km/h	3.4	3.4	3.4	3.4	3.4	3.4
Travel Speed (Raised)	km/h	0.7	0.7	0.7	0.7	0.7	0.7
Turning Radius (Inside)	m	0	0	0	0	0	0.3
Turning Radius (Outside)	m	1.6	2.3	2.3	2.3	2.3	3.12
Up/Down Time	s	25/22	38/42	38/42	55/58	60/55	90/60
Max.Gradeability	/	30%	25%	25%	25%	25%	25%
Max. Working Slope (Lateral/Vertical)	°	X2°/Y3°	X1.5°/Y3°	X1.5°/Y3°	X1.5°/Y3°	X1.5°/Y3°	X1.5°/Y3°
Tire Size	mm	356 x114	381x127	381x127	381x127	381x127	381x127
Power							
Battery	/	24V/200Ah	24V/200Ah	24V/200Ah	24V/225Ah	24V/270Ah	24V/300Ah
Li-Battery (Optional)	/	24V/173Ah	24V/173Ah	24V/230Ah	24V/230Ah	24V/230Ah	24V/230Ah
Charger	/	24V30A	24V30A	24V30A	24V30A	24V30A	24V30A
Drive Motor	/	24VDC/3.3kW	24VDC/4.5kW	24VDC/4.5kW	24VDC/4.5kW	24VDC/4.5kW	24VAC/3.4kW
Weight							
Total Weight	kg	1520	2180	2620	2850	3040	3700



Swing-out Tray



Emergency Lowering System



Acousto-optic Warning Lights



Steering System



Extended Platform



Safety Overhaul Bracket



Folding Guardrails



Max.Gradeability 30%



LSC-DE Series

ELECTRIC SCISSOR LIFTS

Comply with CE standard



Security and Intelligence

- Intelligent control system, real-time monitoring of equipment status;
- Multiple security protection to ensure personnel safety;
- Intelligent charging system to extend battery service life.

Easy to Control

- Drivable at full height to improve working efficiency;
- The proportion drops and the descent moves smoothly;
- Forklift pocket, easy to load, unload and transport.

Maintenance Friendly

- Self-lubricating sleeve;
- Swing-out tray on both sides, easy maintenance;
- Fault code indication to facilitate troubleshooting.

Standard Features

- Standard longitudinal forklift sprocket hole
- Side anti-collision function
- Adjustable extension platform
- Active pothole protection
- All motion alarm
- Emergency lowering system
- Drop anti-clip function
- Charging protection system
- Emergency stop button
- Proportional control
- Acousto-optic warning lights
- Drivable at full height
- Folding guardrails
- Over tilt protective system




Sales hotline:0511-80960018
National service hotline:400-8899-856
www.liugong.com

We reserve the right to change the plan and parameters without informing the users as Liugong products are constantly updated and improved. The product configuration and appearance in the photo are different from the actual model which should be subject to the actual product. Liugong series logo in this brochure is a registered trademark of Guangxi Liugong Group Company, which has been legally authorized to use by us. Others are not allowed to use it without authorization.



Specifications

Item	Unit	LSC0407DEM	LSC0507DEM	LSC0608DEM	LSC0607DE	LSC0808DE	LSC0812DE	LSC1012DE	LSC1212DE	LSC1414DE
Size										
A - Max.Work Height	m	5.6	6.5	7.6	7.8	10	10	12	14	16
B - Max.Platform Height	m	3.6	4.5	5.6	5.8	8	8	10	12	14
C - Min.Platform Height	m	0.875	0.94	1.1	0.95	1.21	1.21	1.34	1.47	1.66
D - Platform Length	m	1.3	1.3	1.36	1.64	2.28	2.28	2.28	2.28	2.88
E - Platform Width	m	0.72	0.72	0.72	0.75	0.81	1.15	1.15	1.15	1.35
F - Max.Platform Extension Length	m	0.6	0.6	0.6	0.9	0.9	0.9	0.9	0.9	1.22
G - Overall Length	m	1.47	1.47	1.53	1.85	2.49	2.49	2.49	2.49	3.1
H - Overall Length(Without Ladder)	m	1.31	1.32	1.37	1.66	2.29	2.29	2.29	2.29	2.9
I - Overall Width	m	0.76	0.76	0.81	0.78	0.83	1.19	1.19	1.19	1.38
J - Overall Height (Rails Up)	m	1.99	2	2.2	2.15	2.37	2.37	2.5	2.63	2.74
K - Overall Height (Rails Down)	m	1.57	1.64	1.79	1.72	1.81	1.81	1.94	2.07	1.97
L - Wheelbase	m	1.07	1.07	1.13	1.32	1.88	1.88	1.88	1.88	2.5
M - Ground Clearance (Stowed)	m	0.06	0.06	0.06	0.06	0.1	0.10	0.1	0.1	0.15
N - Ground Clearance (Raised)	m	0.016	0.16	0.16	0.02	0.02	0.02	0.02	0.02	0.02
Performance										
Rated Load on Working Platform	kg	240	240	230	230	230	450	350	320	350
Safe Working Load on Extended Platform	kg	110	110	113	100	113	120	120	120	136
Max. Occupants (In door/Out door)	/	2/0	2/0	2/0	2/0	2/0	2/2	2/1	2/0	3/2
Travel Speed (Stowed)	km/h	4	4	4	4	4	4	4	4	4
Travel Speed (Raised)	km/h	0.7	0.7	0.7	0.7	0.7	0.7	0.7	0.7	0.7
Turning Radius (Inside)	m	0	0	0	0	0	0	0	0	0.3
Turning Radius (Outside)	m	1.5	1.5	1.5	1.6	2.2	2.3	2.3	2.3	3.12
Up/Down Time	s	23/21	23/21	30/25	25/20	38/42	38/42	55/58	55/58	90/60
Max.Gradeability	/	25%	25%	25%	30%	25%	25%	25%	25%	25%
Max. Working Slope (Lateral/Vertical)	°	X1.5°/Y3°	X1.5°/Y3°	X1.5°/Y3°	X1.5°/Y3°	X1.5°/Y3°	X1.5°/Y3°	X1.5°/Y3°	X1.5°/Y3°	X1.5°/Y3°
Tire Size	mm	230 x80	230x80	230x80	356x114	381x127	381x127	381x127	381x127	381x127
Power										
Battery	/	24V/100Ah	24V/100Ah	24V/100Ah	24V/200Ah	24V/200Ah	24V/200Ah	24V/225Ah	24V/270Ah	24V/300Ah
Li-Battery (Optional)	/	-	-	-	24V/173Ah	24V/173Ah	24V/230Ah	24V/230Ah	24V/230Ah	24V/230Ah
Charger	/	24V15A	24V15A	24V15A	24V30A	24V30A	24V30A	24V30A	24V30A	24V30A
Lift Motor	/	24VDC/0.4kW	24VDC/0.4kW	24VDC/0.55kW	24VDC/0.75kW 24VAC/0.6kW	24VDC/1.1kW 24VAC/0.7kW	24VDC/1.1kW 24VAC/0.7kW	24VDC/1.1kW 24VAC/0.7kW	24VDC/1.1kW 24VAC/0.7kW	24VAC/0.7kW
Weight										
Total Weight	kg	880	895	1320	1540	2200	2640	2870	3060	3720



Swing-out Tray



Emergency Lowering System



Acousto-optic Warning Lights



Steering System



Extended Platform



Safety Overhaul Bracket



Folding Guardrails



Max.Gradeability 30%